

# SEX, DRUGS, AND ROCK 'N' ROLL

## Results summary 2024

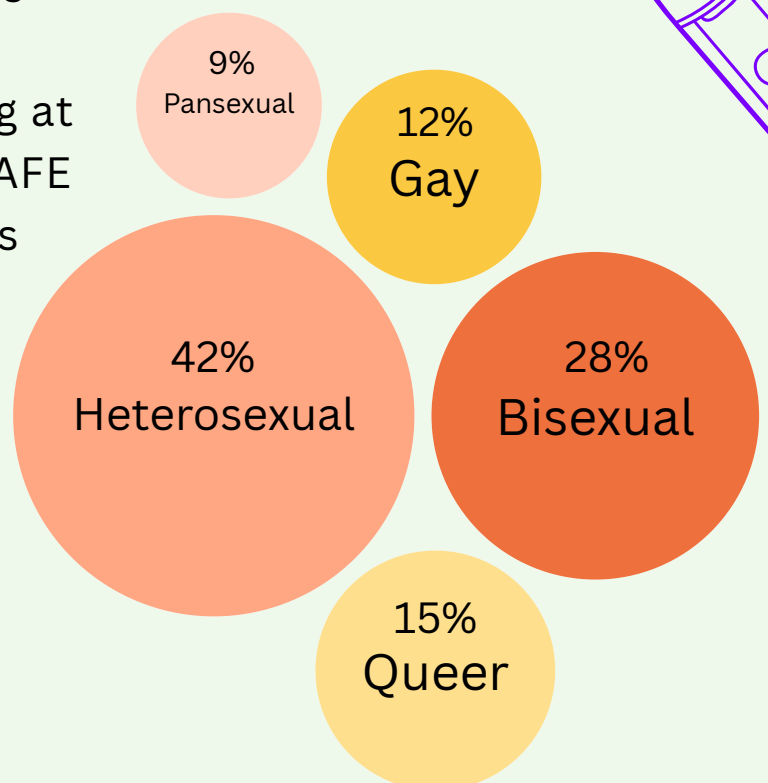
In 2024, we conducted the annual *Sex, Drugs, and Rock 'n' Roll* survey. From March to May, 1016 young people aged 15 to 29 completed the online survey.

We asked about knowledge of and preferences for sexual health. We also asked about sexual behaviours, pornography use, and alcohol and other drug use. See some of our findings below.

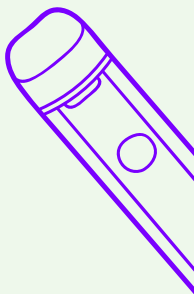
### Sample demographics

- The average age was **22** years
- **86%** were born in Australia
- **60%** were currently studying at high school, university, or TAFE
- **54%** lived with their parent/s


**61%** woman  
**26%** man  
**13%** non-binary



Note. Participants could select multiple options for sexual identity

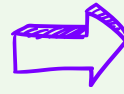


# Sexual health

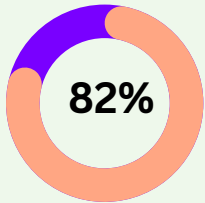


We asked participants questions about STIs and sexual health.

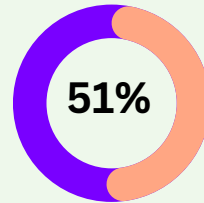
The average score was



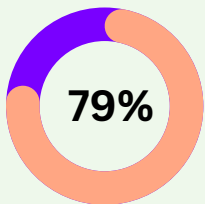
**5/8**



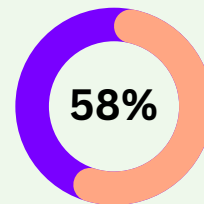
knew that if left untreated, chlamydia can last for years



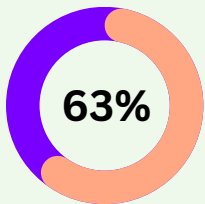
knew that chlamydia can make women infertile



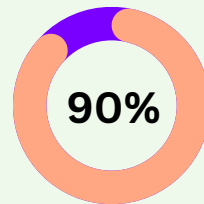
knew that people infected with STIs do not always have symptoms



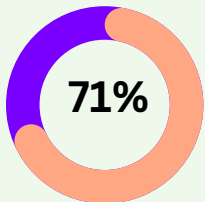
knew that chlamydia can be diagnosed by a urine test



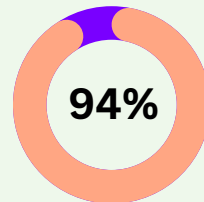
knew that taking the pill when young does not reduce fertility



knew that a healthy vagina contains bacteria



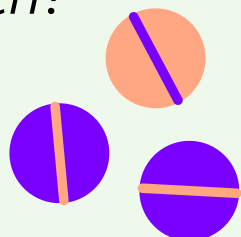
knew that gonorrhoea, syphilis, and chlamydia can all be treated with antibiotics



knew that a healthy vagina would produce some discharge

## Vaginal health


*What are the most important aspects of vaginal health?*



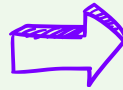
1. Comfort
2. Bacterial balance
3. Odour/smell
4. Menstrual pain
5. Cleanliness

# STI notifications

(hypothetical)



*Would you notify a sexual partner if you had an STI?*



**91%** Yes  
**1%** No  
**7%** “It depends”

*How would you notify them?*

## Regular partner

**82%** Face-to-face

**47%** Phone call


**45%** Text message

## Casual partner

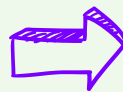
**67%** Text message

**37%** Phone call

**28%** Face-to-face



*Would you want to be notified by a sexual partner if you were at risk of an STI?*



**98%** Yes  
**1%** No  
**1%** “It depends”

*How would you want to be notified?*

## Regular partner

**85%** Face-to-face

**54%** Phone call

**49%** Text message

## Casual partner

**75%** Text message

**49%** Phone call

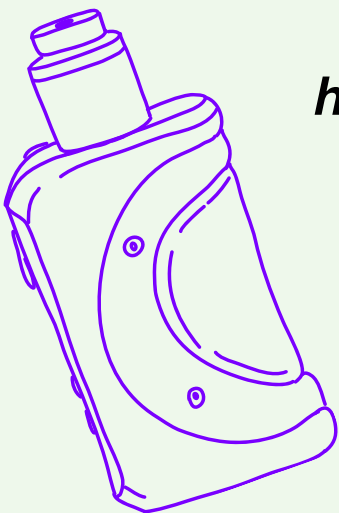
**39%** Face-to-face

Note. participants could select multiple options

# Vaping/e-cigarettes

- **59%** of young people had used e-cigarettes
- Almost two-thirds (**65%**) had seen advertisements for e-cigarettes

On a scale from 0 (not easy) to 100 (easy) ...  
*how easy is it to access e-cigarettes/vapes?*



Not easy



Easy

0

78

100

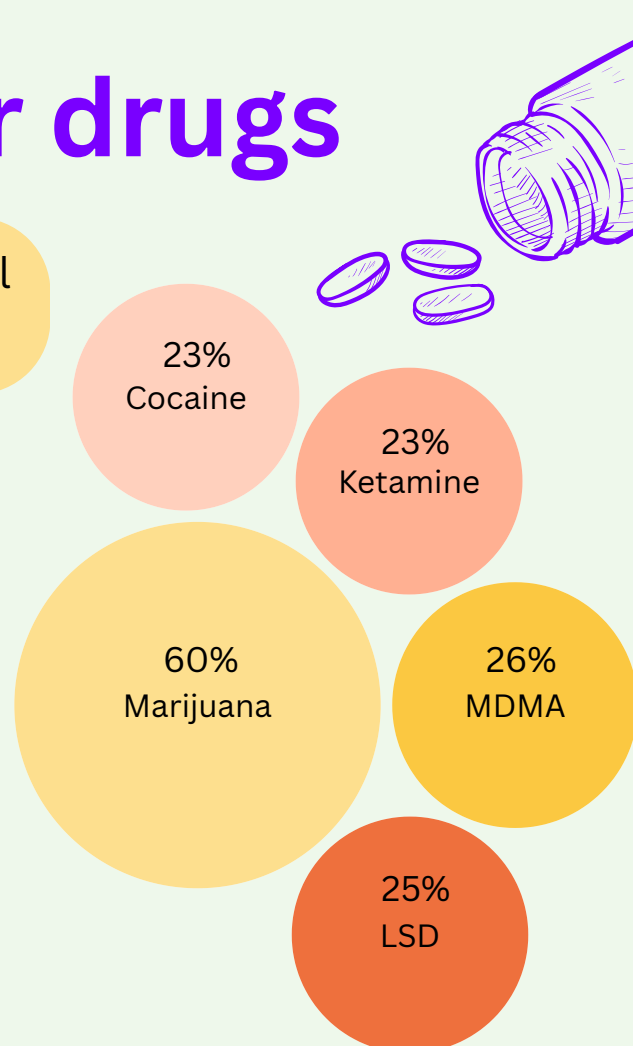
(average score)

# Alcohol & other drugs

**90%** of participants had drunk alcohol in the past year

- **66%** had ever used recreational drugs (illicit or non-prescribed)
- **38%** had used recreational drugs in the past month

**Most common recreational drugs ever used (%)**



Note: Participants could select multiple options

# Self-care activities

We asked young people to share their favourite self-care activity



hot shower  
or bath

going for a long walk

playing  
videogames

journalling

knitting or  
crocheting

masturbating

lying in the sun


yoga or  
pilates

baking

playing with  
pets

making a  
cup of tea

reading in bed

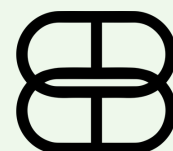


**The study team would like to thank the  
young people who took part in this survey**

For questions about the study or results,  
please email Ana Orozco at [ana.orozco@burnet.edu.au](mailto:ana.orozco@burnet.edu.au)

If you want to discuss concerns from these results,  
please use the services below:

[lifeline.org.au](https://lifeline.org.au)  
[beyondblue.org.au/](https://beyondblue.org.au/)  
[headspace.org.au/](https://headspace.org.au/)



**Burnet**